


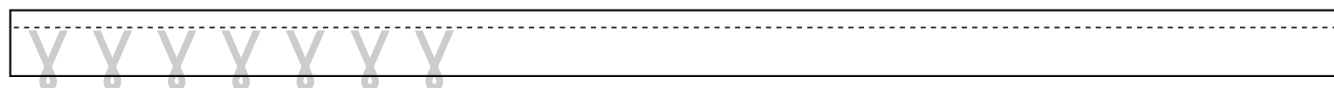
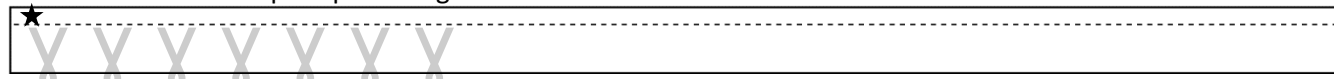
Γγ, Δδ, Εε Worksheet

Practice writing each letter by tracing over the grey outlines and then writing additional copies of the letter to fill the line. For some letters, a star (★) marks the starting point and arrows show the direction of the strokes. As you write each letter, say its name aloud. Make additional copies of this sheet if you need more practice.


Upper-Case Gamma: Begin at the star and write the letter using a continuous stroke without lifting your pen.



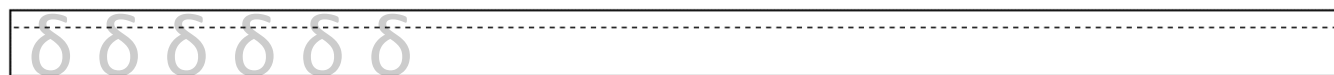
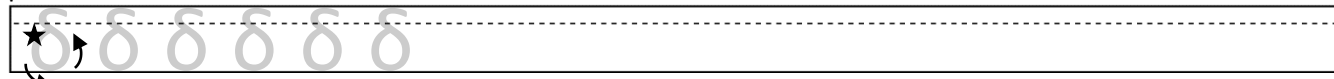
Lower-Case Gamma: Begin at the star and write the letter in a single continuous loop without lifting your pen. The bottom of the loop is open and goes below the base line.




Upper-Case Delta: Begin at the star and draw a triangle using a continuous stroke without lifting your pen.



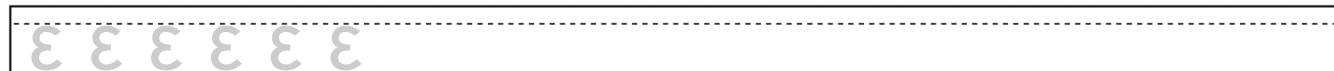
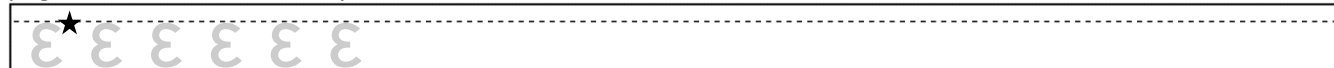
Lower-Case Delta: Begin at the star and write the letter using a continuous curving stroke without lifting your pen.



Upper-Case Epsilon: Write it as you would an English upper-case E.



Lower-Case Epsilon: Begin at the star and write the letter using a continuous stroke without lifting your pen. See page 26 for an alternate way to write this letter.



Purchaser is granted permission to photocopy this page for personal study or homeschool use.

© Copyright 2022 by Matthew Jones