

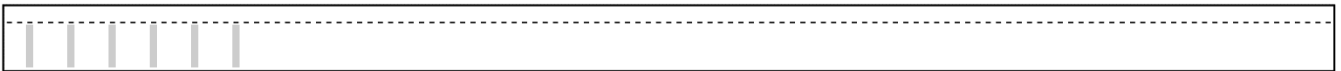

## Ii, Kk, Λλ Worksheet

Practice writing each letter by tracing over the grey outlines and then writing additional copies of the letter to fill the line. For some letters, a star (★) marks the starting point and arrows show the direction of the strokes. As you write each letter, say its name aloud. Make additional copies of this sheet if you need more practice.


**Upper-Case Iota:** Write it as you would an English upper-case I.



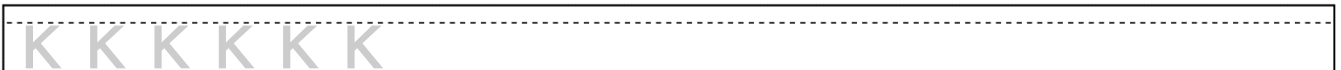
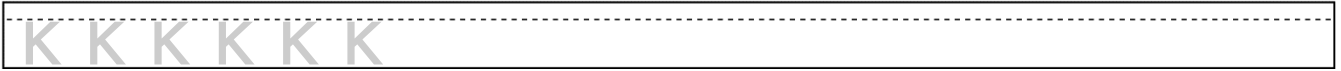
**Lower-Case Iota:** Write it as you would an English lower-case i, but without the dot.



**Upper-Case Kappa:** Write it as you would an English upper-case K.



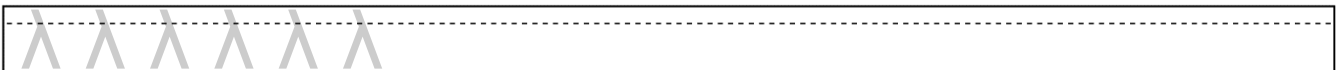
**Lower-Case Kappa:** Write it as you would an English upper-case K, but smaller in size.



**Upper-Case Lambda:** Begin at the star and write an upside-down English upper-case V.



**Lower-Case Lambda:** Begin at the star and draw the first leg on the right. Then draw the second leg on the left.



Purchaser is granted permission to photocopy this page for personal study or homeschool use.

© Copyright 2022 by Matthew Jones