


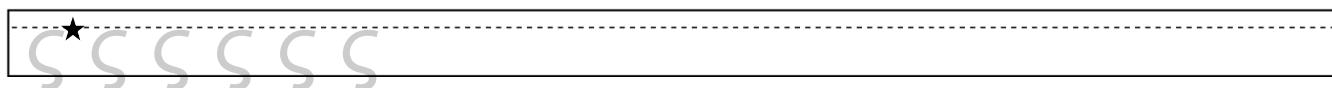
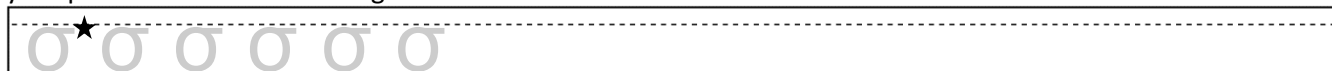
## Σσ, Ττ, Υυ Worksheet

Practice writing each letter by tracing over the grey outlines and then writing additional copies of the letter to fill the line. For some letters, a star (★) marks the starting point and arrows show the direction of the strokes. As you write each letter, say its name aloud. Make additional copies of this sheet if you need more practice.


**Upper-Case Sigma:** Begin at the star and write the letter in a continuous zig-zag stroke without lifting your pen.



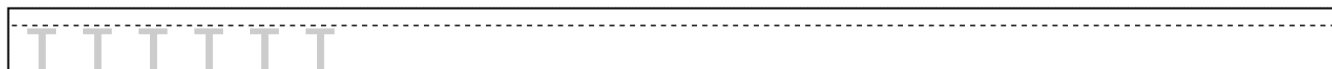
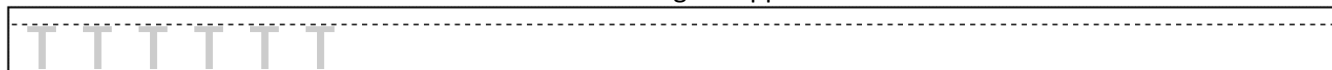
**Lower-Case Sigma:** For either form, begin at the star and write the letter in a continuous stroke without lifting your pen. Note that the final sigma ends below the base line.




**Upper-Case Tau:** Write it as you would an English upper-case T.



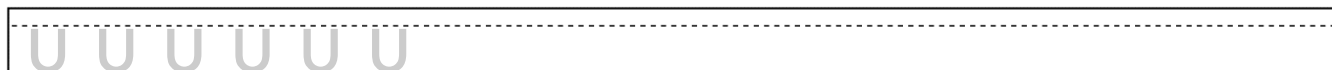
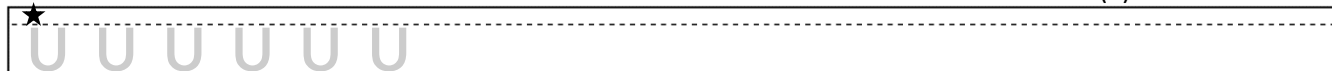
**Lower-Case Tau:** Write it like a smaller version of the English upper-case T.



**Upper-Case Upsilon:** Write it as you would an English upper-case Y (but it sounds like the **u** in **flu**).



**Lower-Case Upsilon:** Begin at the star and write the letter as you would an English lower-case u without the right vertical stroke. Make the bottom rounded so that it is not confused with the lower-case Nu (ν).



Purchaser is granted permission to photocopy this page for personal study or homeschool use.

© Copyright 2022 by Matthew Jones